

REFRIGERATED COMPRESSED AIR DRYER

MODEL: **ED12000W 400/3/50**

Rated capacity*





Flow rate	m ³ /h	12000		
	l/min	200000		
	cfm	7062,9		
Inlet air temperature	°C / °F	35 / 95		(Max 55 / 131)
Outlet air temperature	°C / °F	27 / 81		(Max 40 / 104)
Water temperature	°C / °F	29,4 / 84		(Max 35 / 95)
Water consumption	m ³ /h	15,2		(Max 19)
Working pressure	bar / psi	7,0 / 102		(Max 13 / 189)
Pressure drop	bar / psi	0,30 / 4,4		(Max 0,34 / 4,9)
Pressure dew point	°C / °F	3 / 37		
Power supply	V/Ph/Hz	400/3/50		(±10% / -- / ±1)
Rated power consumption	kW	16,26		(Max 29,03)
Rated adsorption	A	30,35		(Max 47,19)
Lock Rotor Ampere	A	270		
Weight	Kg / Lbs	1245 / 2.745		
Air connections	IN/OUT	DN 200 PN16		
Water connections	IN/OUT	2" BSP		
Water pressure	bar / psi	Min. 2 / 29 - Max. 10 / 145		
Ambient temperature	°C / °F	25 / 77		(Max 46 / 155)
Coolant type	Freon	R407C		

Standard features

Control panel:	Electronic system type	Separator type:	Demister type
Condenser:	Water cooled, shell and tube	Compressor type:	Hermetic type
Water flow regulator:	Pressostatic valve	Installation location:	Indoor
Heat exchanger:	Aluminium brazed plate	Drain discharge:	No loss drain
Expansion method:	Capillary tube + by-pass	Electric protection:	IP 42

* Performances refer to air suction of FAD 20°C (68°F), 1 bar (14.5 psig), and the following operating conditions: 7 bar (100 psig) working pressure, 3°C (37°F) pressure dewpoint, 29.4°C (84.9°F) water temperature, 35°C (95°F) compressed air inlet temperature.

Performances & specifications: +/- 5%

	Air in		Power supply	WI	Water in
	Air out		Condensate outlet	WO	Water out

