

DATA SHEET

**SV 300/1**

# **SIDE CHANNEL VACUUM PUMPS**

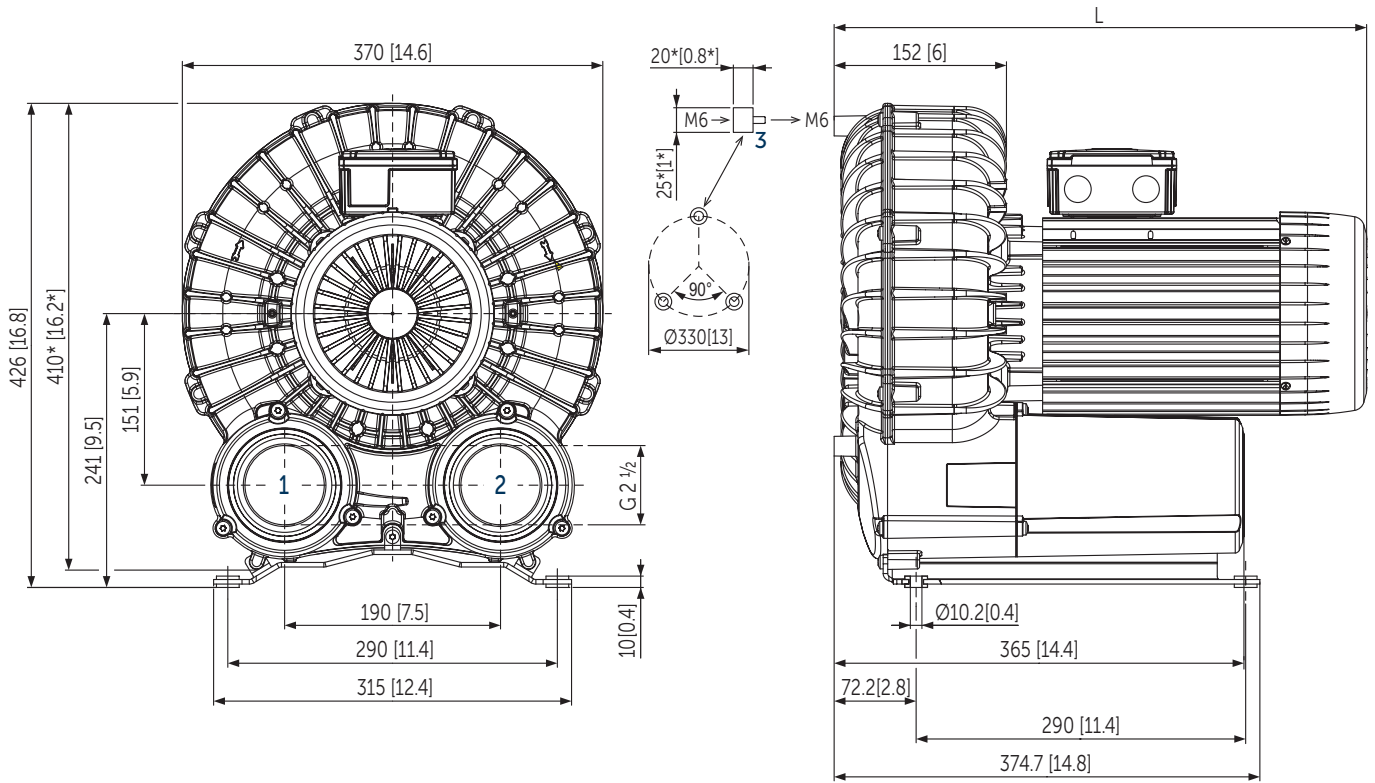
single stage

air-cooled

---

**MAKE IT BECKER.**





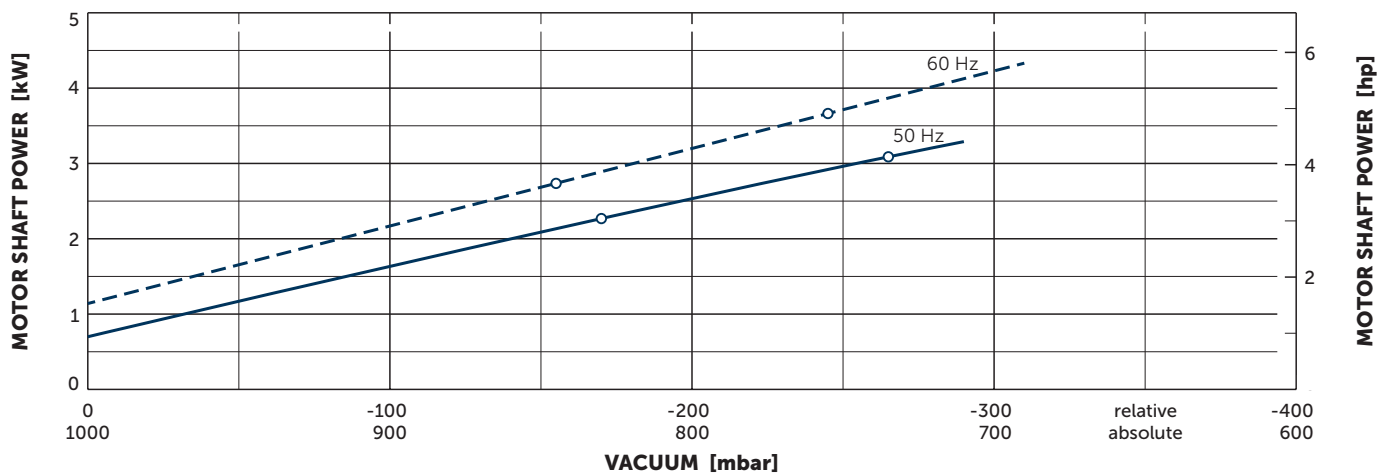
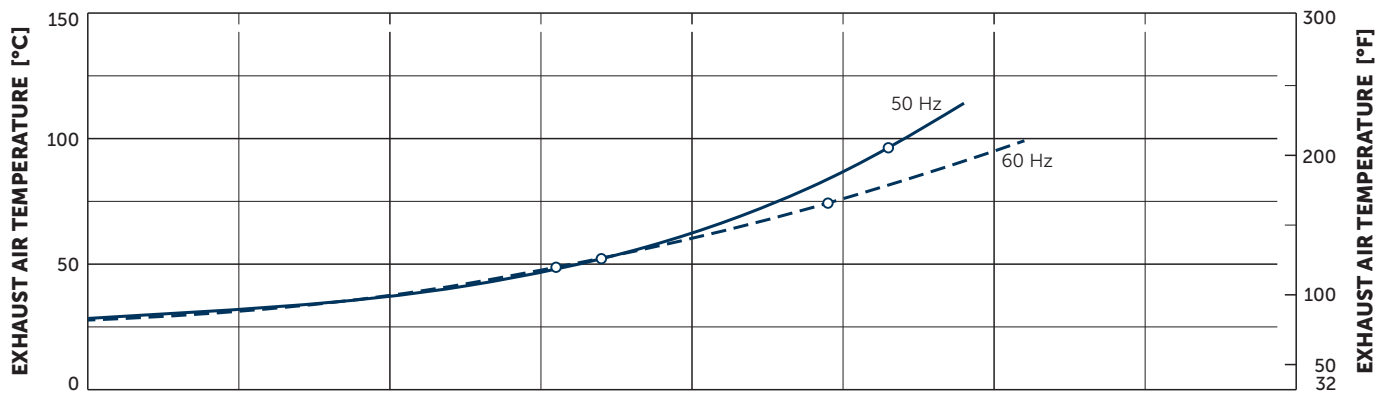
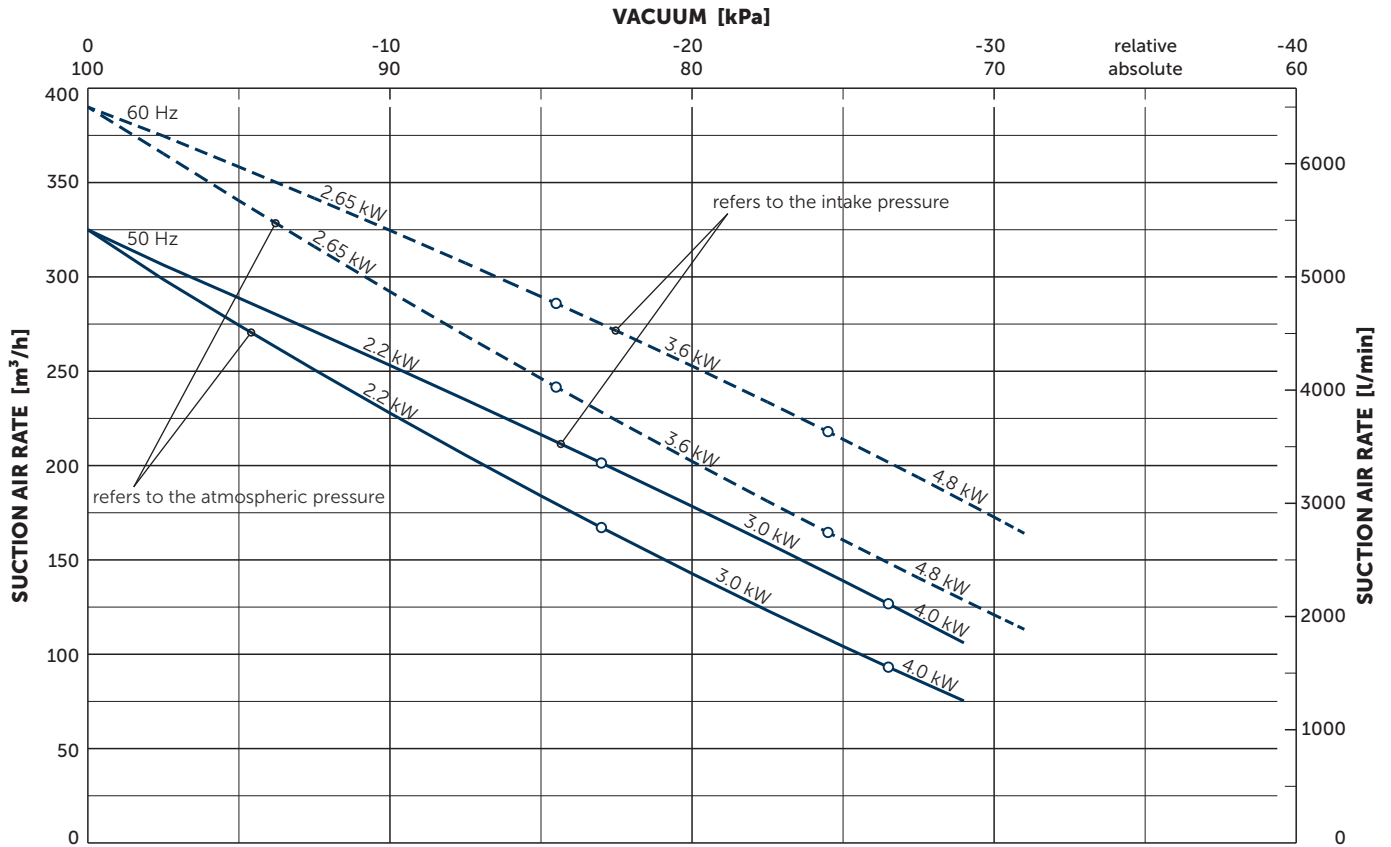
- 1 Vacuum connection (G2½)
- 2 Pressure connection (G2½)
- 3 Optional vibration dampers (rubber buffer) for vertical installation
- \* Device dimensions without pedestal under the silencer, with rubber buffers on the enclosure cover
- The motor illustration may vary
- Dimensions in mm [inch]

Suction air rate		Vacuum relative		Motors		Emission sound pressure level <sup>1)</sup>		Weight with motor	L
m <sup>3</sup> /h		mbar		kW		dB(A)		kg	mm [inch]
50 Hz	60 Hz	50 Hz	60 Hz	50 Hz	60 Hz	50 Hz	60 Hz		
325	390	-170	-155	2.2	2.65	69.5 (-115 mbar)	69.4 (-100 mbar)	42.0	469 [18.5]
325	390	-265	-245	3.0	3.6	69.9 (-180 mbar)	71.3 (-165 mbar)	44.5	494 [19.5]
325	390	-290	-310	4.0	4.8	71.8 (-205 mbar)	71.8 (-195 mbar)	50.0	538 [21.2]

<sup>1)</sup> According to DIN EN ISO 11203, accuracy class of measurement: class 2, extended measurement uncertainty: 3 dB  
1 m [39.4 inch] distance, at medium load, both connection sides piped

3~ Motors											
#	50 Hz					60 Hz					Version
	kW	V	IE3	min <sup>-1</sup>	A	kW	V	IE3	min <sup>-1</sup>	A	
01	2.2	Δ230/Y400	IE3	2910	7.7/4.45	2.65	Δ265/Y460 Δ230/Y400	IE3	3510 3460	7.6/4.4 8.3/4.6	UL • CSA IP55 • ISO F • bimetal
02						2.65	YY230/Y460 YY208/Y –	IE3	3510 3460	8.6/4.3 9.2/ –	UL • CSA • CC IP55 • ISO F • bimetal
03	3.0	Δ230/Y400	IE3	2890	10.6/6.1	3.6	Δ265/Y460 Δ230/Y400	IE3	3500 3460	10.6/6.1 11.6/6.7	UL • CSA IP55 • ISO F • bimetal
04						3.6	YY230/Y460 YY208/Y –	IE3	3510 3480	12.4/6.2 13.0/ –	UL • CSA • CC IP55 • ISO F • bimetal
05	3.0	Δ200/Y350	IE3	2920	13.9/8.0	3.6	Δ220/Y380–400 Δ200/Y350	IE3	3500 3470	12.6/7.3 13.2/7.6	IP55 • ISO F • bimetal
06	4.0	Δ230/Y400	IE3	2930	14.6/8.4	4.8	Δ265/Y460 Δ230/Y400	IE3	3520 3490	14.3/8.25 15.4/8.85	UL • CSA IP55 • ISO F • bimetal
07						4.8	YY230/Y460 YY208/Y –	IE3	3520 3500	16.5/8.25 17.1/ –	UL • CSA IP55 • ISO F • bimetal
08	4.0	Δ200/Y350	IE3	2930	16.6/9.6	4.8	Δ220/Y380–400 Δ200/Y350	IE3	3520 3490	16.6/9.6–9.45 17.7/10.1	IP55 • ISO F • bimetal

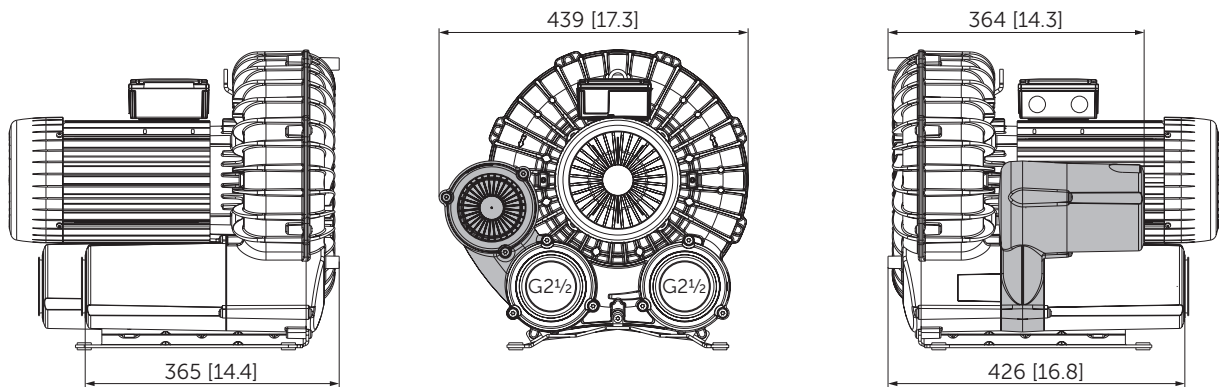
• Type plate data on current consumption and rotation speed of the motors may vary. Tolerance -1.5/+2% in each case.



Reference data (atmosphere): 1000 mbar (100 kPa), 20°C (68°F)  
 Tolerance: ±10%  
 Temperature: Inlet air 0°C ... 40°C (32°F ... 104°F), Ambient air -10°C ... 40°C (14°F ... 104°F)

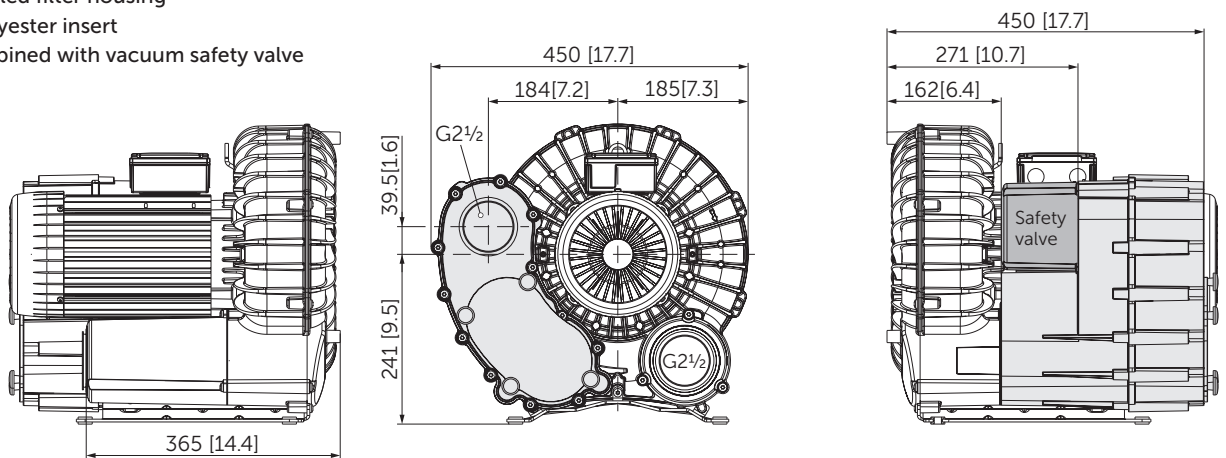
**+ VARIANTS AND ACCESSORIES**

**VACUUM SAFETY VALVE**



**SUCTION FILTER**

- Vacuum-sealed filter housing
- Paper or polyester insert
- Can be combined with vacuum safety valve



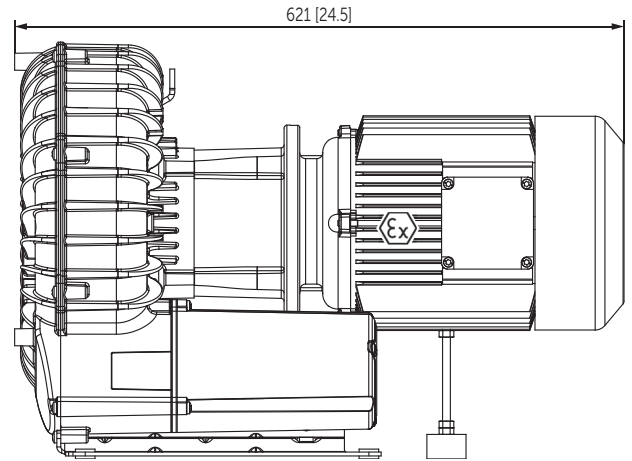
• Dimensions in mm [inch] – For other dimensions, see the figure on page 2.

**ATEX SV 300/1 WITH MOTOR**

- With coupling for flange motor
- The motor must be supported!

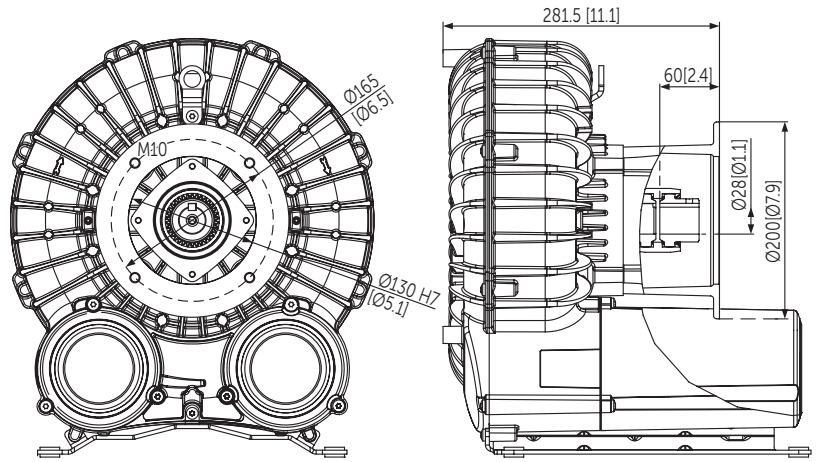
ATEX zone	Suction air rate m <sup>3</sup> /h (50 Hz)	Vacuum relative mbar (50 Hz)
II 3G/3G c IIB T3	325	-265
II 3D c IIIB T 125		

50 Hz				Total weight
kW	V	min <sup>-1</sup>	A	kg
3.3	Δ230/Y400	2830	10.6/6.12	71



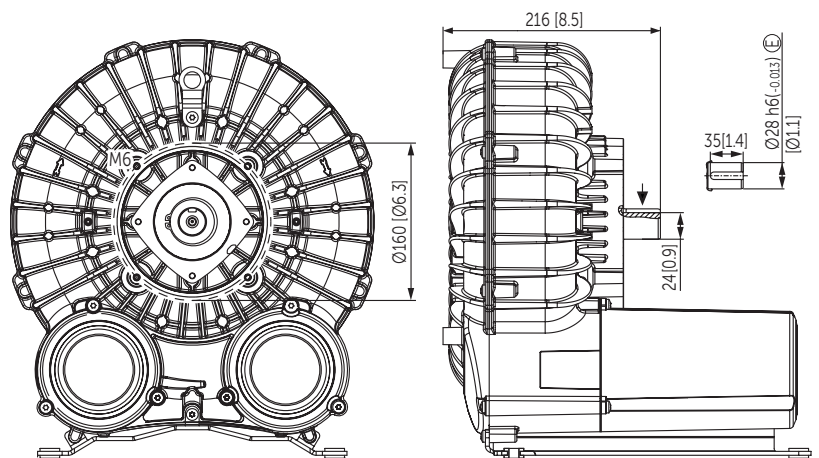
**WITHOUT MOTOR**

- With coupling for flange motor
- The motor must be supported!



**WITHOUT MOTOR**

- With free shaft end
- Max. 5600 rpm with V-belt pulley
- Possible performance data see VARIAIR SV 300/1<sup>1)</sup>



**OTHER VARIANTS AND ACCESSORIES**

- With increased corrosion protection
- VARIAIR SV 300/1 with frequency inverter VAU4/4 for 87 Hz operation<sup>1)</sup>
- VARIAIR SV 300/1 with frequency inverter VAU7.5/3 for 100 Hz operation<sup>1)</sup>
- VARIAIR SV 300/1 gas-tight (inert gases) with frequency inverter VAU7.5/3 for 100 Hz operation<sup>1)</sup>
- Sound proof box SH 18<sup>1)</sup>

<sup>1)</sup> See separate data sheet

• Type plate data on current consumption and rotation speed of the motors may vary. Tolerance -1.5/+2% in each case. The motor illustration may vary.  
 • Dimensions in inch – For other dimensions, see the figure on page 2.



Sound proof box SH 18



**MAKE IT BECKER.**